

HOLOGRAPHY AT FERMI NATIONAL ACCELERATOR LABORATORY'S 15 FOOT BUBBLE CHAMBER

Circa 1985-6,
plus updates,
by Ed Wesly

Bubble Chamber Building




My Suzuki GS550


JK HLS-5




Inside the JK HLS-5




Inside the JK HLS-5






Laser with cover off

Inside the Laser Room



The Tympani Trio of Capacitor Cabinets



Coherence Length Holo Set Up

Laser

70mm Film Transport

From Laser Room


To Bubble Chamber


FIRE
EXTINGUISHER
HERE



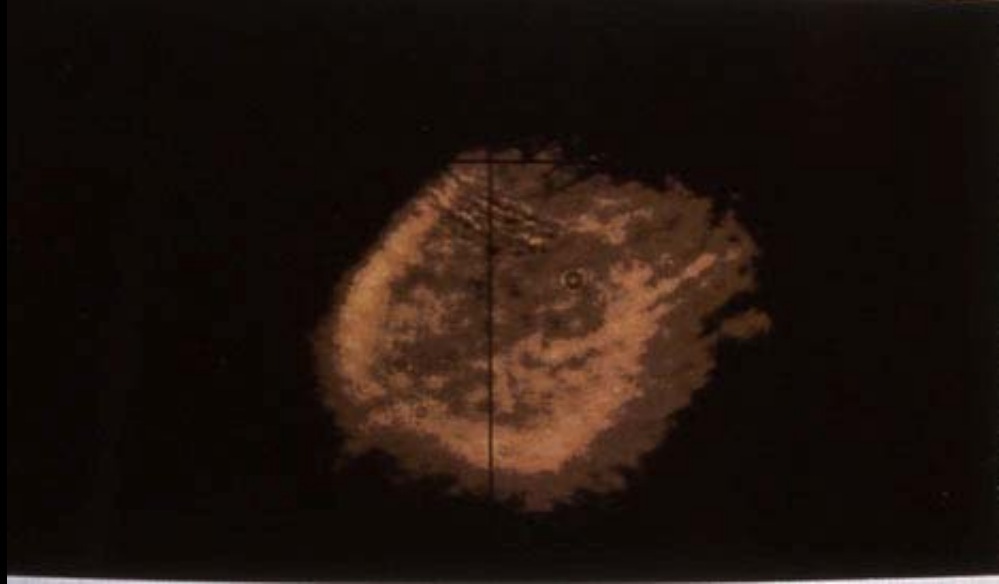
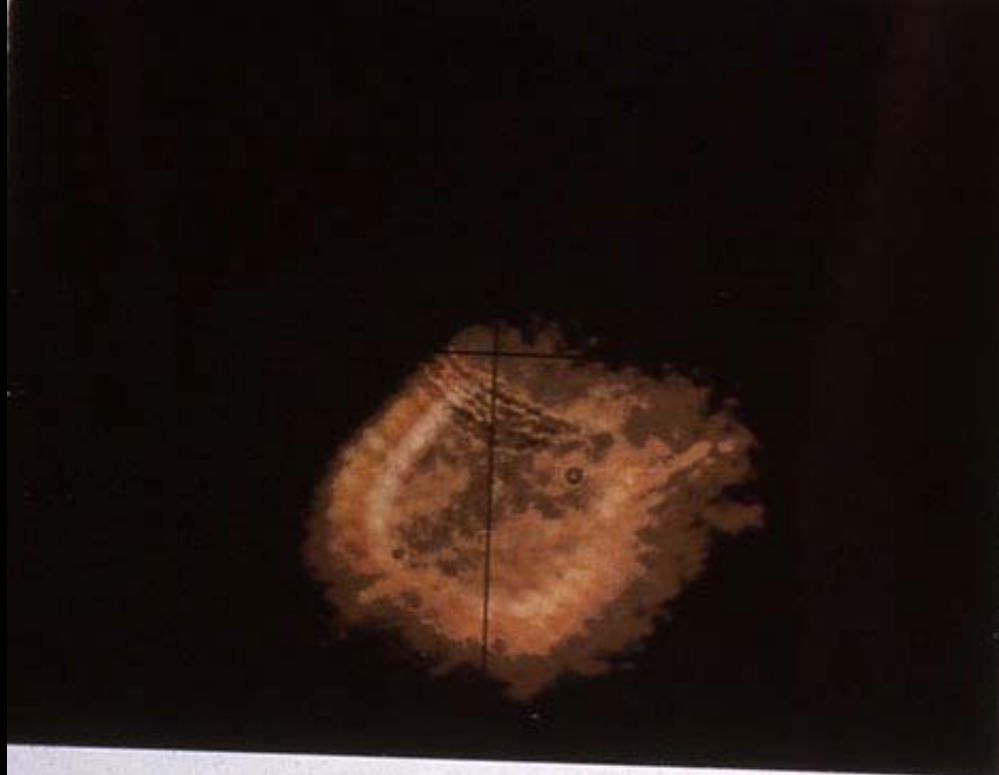
Under the Bubble Chamber

The "Tee" where burn paper was placed to check alignment. Cover is padlocked.





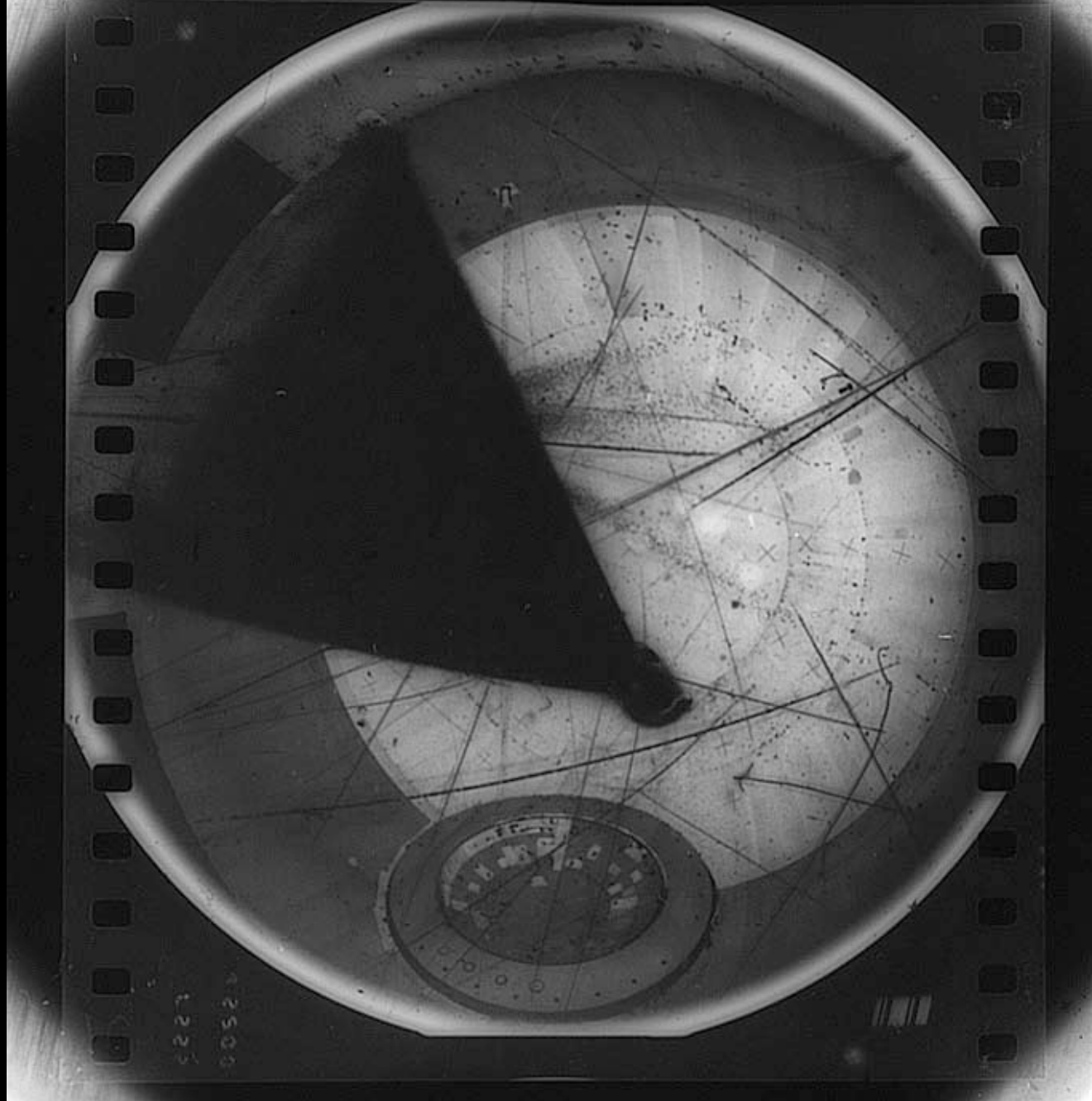
Burn paper on hinged flap
Before being loaded
into Tee



Burn paper patterns showing imperfect alignment




The Dispersing Lens
at the bottom of the
Bubble Chamber

A black and white photograph on a film strip showing a cone of laser light passing through a lens and liquid hydrogen. The scene is viewed from above through a circular opening. A dark, conical shape of light originates from a lens at the bottom center and spreads outwards. The background is a light-colored surface with a grid of thin lines and several small 'x' marks. A circular component is visible at the bottom of the frame. The film strip has sprocket holes along its edges and some markings at the bottom left.


Cone of laser light
from dispersing lens
passing through the
liquid hydrogen.

Film Transports on top of Bubble Chamber




Piston at bottom of Bubble Chamber

Top of Bubble Chamber



Taking up the slack while tipsy



Test shots were evaluated in this replay room



When the cat's away, the mice will play! Turning the laser room into a pulsed portrait studio



Ed on his Suzuki GS550



Caught in mid-air by Tom Kovarik





[Larry Zgoda](#) ,
Stained Glass Artist
Extraordinaire,

with

[Edgar Miller](#),
[Chicago's Renaissance Man](#)



Dr. Tung Jeong,
In
“The Doctor is In!”



[Click here](#) for the most controversial holograms shot with the HLS-5. (Must be 18 or over to enter.)

Bubble Chamber outside its building, Fall 2008






Looking like a former CCCP spacecraft, Fall 2008.

2 of the 3 Capacitor Cabinets



The other cabinet is behind these two.



The original JK control boxes are missing, controllers from Applied Holographics Holo Copiers are controlling the HLS-5 now.



